

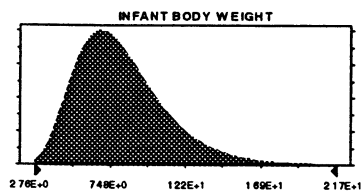
- Soucek, B., and Pavelkova, E. 1953. Absorption, metabolism, and action of carbon disulfide in the organisms. IV. Resorption and excretion of carbon disulfide in man in long-term experiments. *Prac Lek* 5:181.
- Starkey, R., and Warpinski, J. 1974. Size distribution of particulate benzo(a)pyrene. *J Environ Health* 36:503-505.
- Sun, J.D., Wolff, R.K., and Kanapilly, G.M. 1982. Deposition, retention, and biological fate of inhaled benzo(a)pyrene adsorbed onto ultrafine particles and as a pure aerosol. *Toxicol Appl Pharmacol* 65:231-244.
- Task Group on Lung Dynamics. 1966. Deposition and retention models for intranasal dosimetry of the human respiratory tract. *Health Phys* 12:173-207.
- Tazuka, H. 1955. A study of carbon disulfide poisoning. Report II. On the absorption of carbon disulfide. *J Sci Labour* 31:208. Cited In: Beauchamp *et al.*, 1983.
- Teisinger, J., and Soucek, B. 1952. The importance of metabolism of some toxic vapours considering their transmission and excretion in man. *Cas Lek Ces* 91:1372.
- Thompson, K.M., and Burmaster, D.E. 1991. Parametric distributions for soil ingestion by children. *Risk Anal* 11(2):339-342.
- U.S. EPA. 1998. Exposure Factors Handbook Vol I, General Exposure Factors. (U.S.) Environmental Protection Agency. EPA/600/p-95/002Fa
- U.S. EPA. 1984. Proposed rules. *Federal Register* 49:10425.
- U.S. EPA. 1987. Burning of Hazardous Waste In Boilers and Industrial Furnaces. *Fed Reg* 16982-01:1-370.
- U.S. EPA. 1992. Dermal Exposure Assessment: Principles and Applications. Interim Report. (U.S.) Environmental Protection Agency. EPA/600/8-91/011B.
- U.S. EPA. 1977. Compilation of Air Pollutant Emission Factors. Part A, (U.S.) Environmental Protection Agency, Cincinnati, OH. U.S. EPA Report AP-42.
- Warnecke, C., and Bobsien, K. 1954. Carbon disulfide equilibrium in exposed workers. *Arch Gewerbepath Gewerbehyg* 13:193. Cited In: Beauchamp *et al.*, 1983.
- WHO. 1979. United National Environment Programme. Carbon Disulfide. World Health Organization, Geneva, Switzerland. Environmental Health Criteria No. 11.
- Wolff, R.K., Kanapilly, G.M., DeNee, P.B., and McClellan, R.O. 1981. Deposition of 0.1 mm chain aggregate aerosols in beagle dogs. *J Aerosol Sci* 12:119-129.

Wolff, R.K., Griffis, L.C., Hobbs, C.H., and McClellan, R.O. 1982. Deposition and retention of ultrafine  $^{67}\text{Ga}_2\text{O}_3$  aggregate aerosols in rats following whole body exposures. *Fund Appl Toxicol* 2:195-200.

## Assumptions-Probabilistic Receptor Parameters

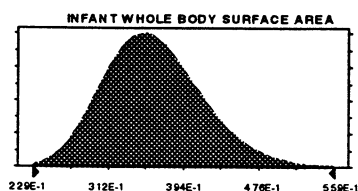
**Assumption: INFANT BODY WEIGHT**

**Cell: E9**



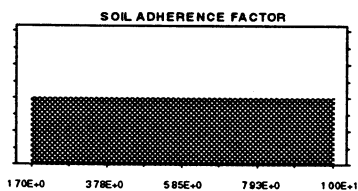
**Assumption: INFANT WHOLE BODY SURFACE AREA**

**Cell: E12**



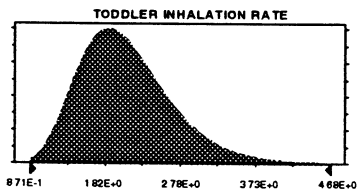
**Assumption: SOIL ADHERENCE FACTOR**

**Cell: E13**



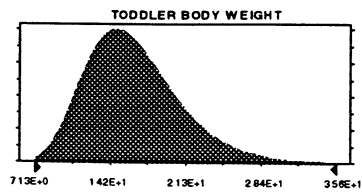
**Assumption: TODDLER INHALATION RATE**

**Cell: E17**



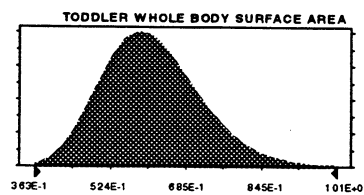
**Assumption: TODDLER BODY WEIGHT**

**Cell: H9**



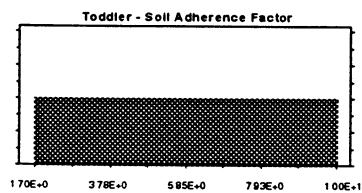
**Assumption: TODDLER WHOLE BODY SURFACE AREA**

**Cell: H12**



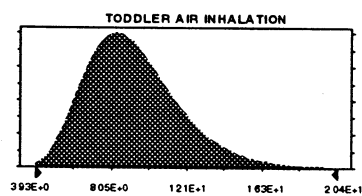
**Assumption: Toddler - Soil Adherence Factor**

**Cell: H13**



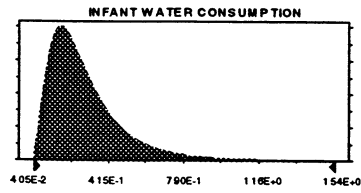
**Assumption: TODDLER AIR INHALATION**

**Cell: H17**



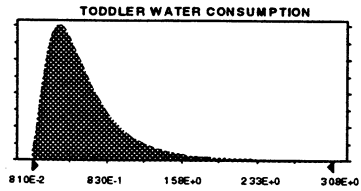
**Assumption: INFANT WATER CONSUMPTION**

**Cell: E29**



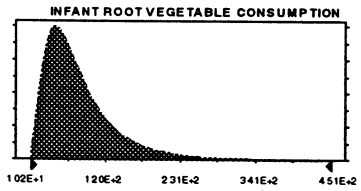
**Assumption: TODDLER WATER CONSUMPTION**

**Cell: H29**



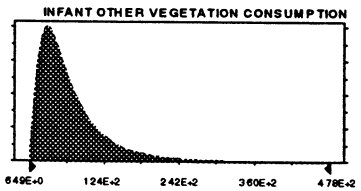
**Assumption: INFANT ROOT VEGETABLE CONSUMPTION**

**Cell: E31**



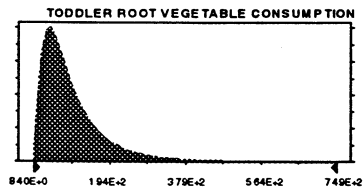
**Assumption: INFANT OTHER VEGETATION CONSUMPTION**

**Cell: E32**



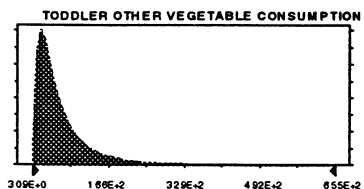
Assumption: TODDLER ROOT VEGETABLE CONSUMPTION

Cell: H31



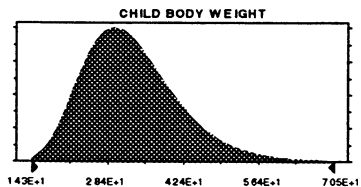
Assumption: TODDLER OTHER VEGETABLE CONSUMPTION

Cell: H32



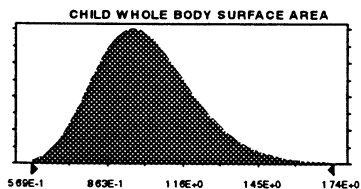
Assumption: CHILD BODY WEIGHT

Cell: K9



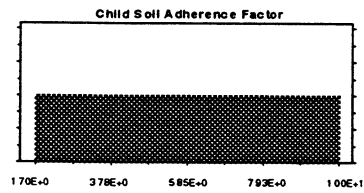
Assumption: CHILD WHOLE BODY SURFACE AREA

Cell: K12



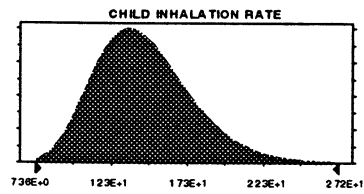
Assumption: Child Soil Adherence Factor

Cell: K13



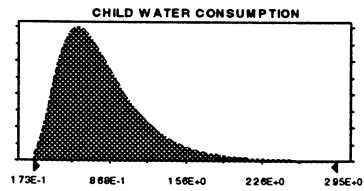
Assumption: CHILD INHALATION RATE

Cell: K17



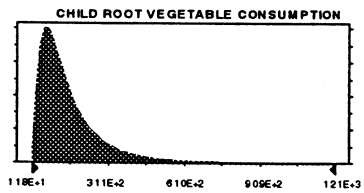
Assumption: CHILD WATER CONSUMPTION

Cell: K29



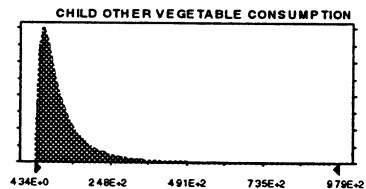
Assumption: CHILD ROOT VEGETABLE CONSUMPTION

Cell: K31



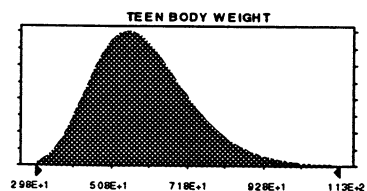
**Assumption: CHILD OTHER VEGETABLE CONSUMPTION**

**Cell: K32**



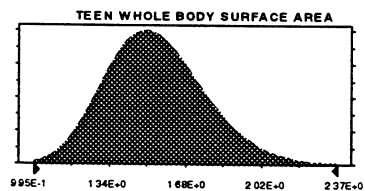
**Assumption: TEEN BODY WEIGHT**

**Cell: N9**



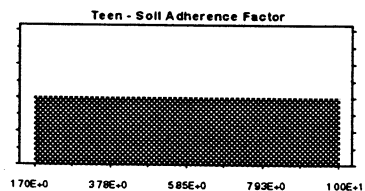
**Assumption: TEEN WHOLE BODY SURFACE AREA**

**Cell: N12**



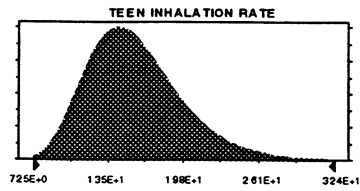
**Assumption: Teen - Soil Adherence Factor**

**Cell: N13**



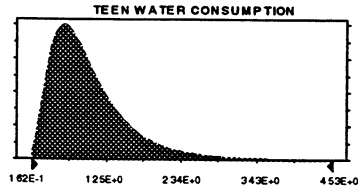
**Assumption: TEEN INHALATION RATE**

**Cell: N17**



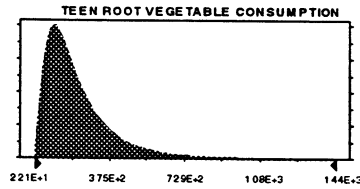
**Assumption: TEEN WATER CONSUMPTION**

**Cell: N29**



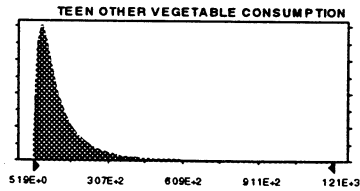
**Assumption: TEEN ROOT VEGETABLE CONSUMPTION**

**Cell: N31**



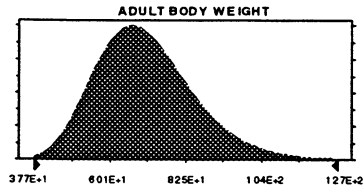
**Assumption: TEEN OTHER VEGETABLE CONSUMPTION**

**Cell: N32**



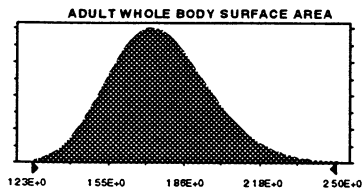
**Assumption: ADULT BODY WEIGHT**

**Cell: Q9**



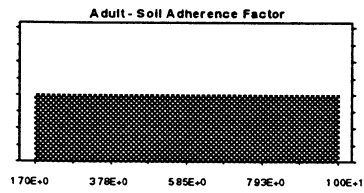
**Assumption: ADULT WHOLE BODY SURFACE AREA**

**Cell: Q12**



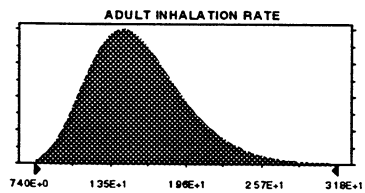
**Assumption: Adult - Soil Adherence Factor**

**Cell: Q13**



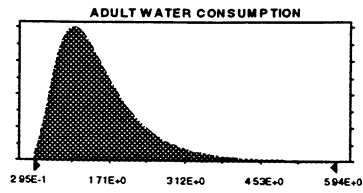
**Assumption: ADULT INHALATION RATE**

**Cell: Q17**



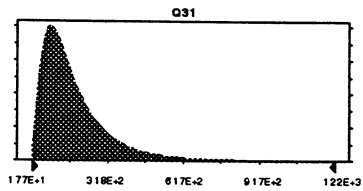
Assumption: ADULT WATER CONSUMPTION

Cell: Q29



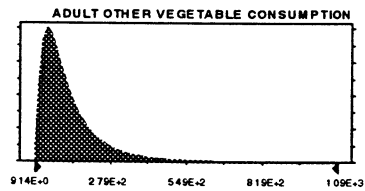
Assumption: Q31

Cell: Q31



Assumption: ADULT OTHER VEGETABLE CONSUMPTION

Cell: Q32



Assumption: Toddler - SOIL AND DUST INGESTION RATE

Cell: H14

